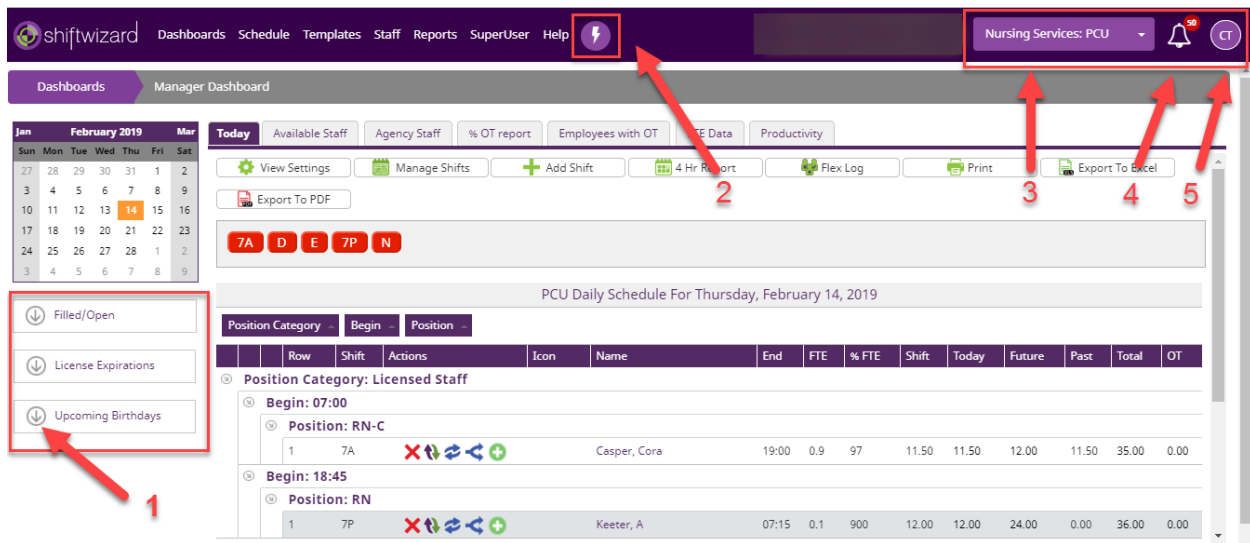


ShiftWizard New Interface Overview

What's New

Navigation Points:



1. The same data widgets are found on your manager dashboard. Click the arrows to expand Filled/Open Shifts, License Expirations, and Upcoming birthdays. If you wish to close the data point, click the arrow again to minimize the section.

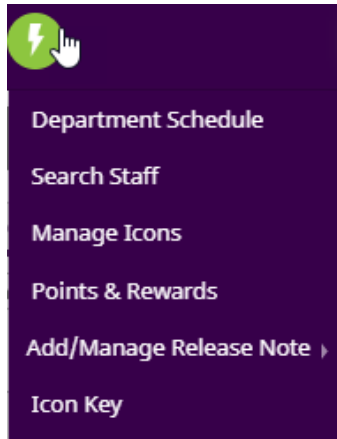
↑ Filled/Open

| | Filled | Open |
|----------|--------|------|
| Today | 5 | 5 |
| Tomorrow | 5 | 4 |
| 7 Days | 41 | 39 |
| 14 Days | 73 | 72 |
| 21 Days | 105 | 103 |

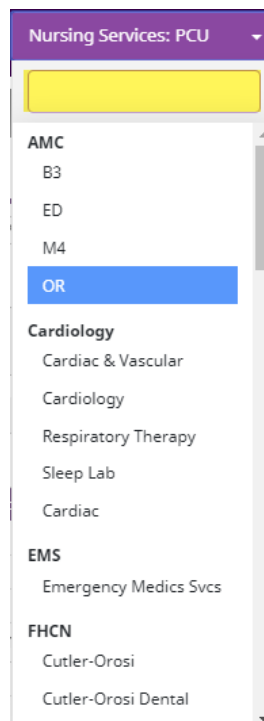
↓ License Expirations

↓ Upcoming Birthdays

- The main purple menu bar remains, broken down by the displayed sections. However, your **green quick links bar** has been replaced with the circled lightening bolt.

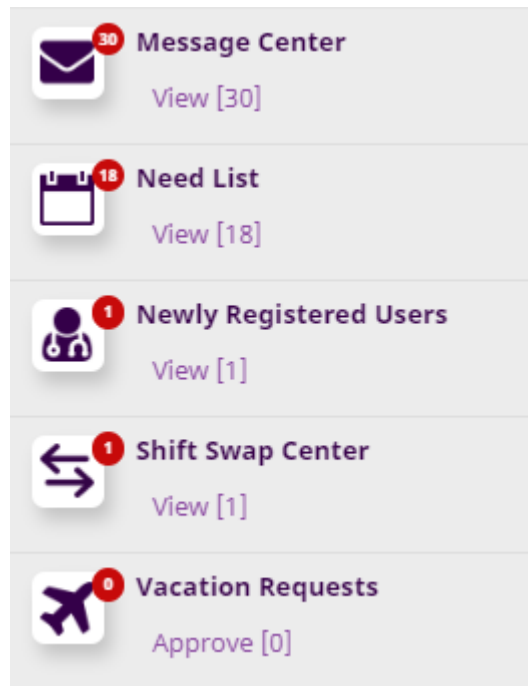


- Departments are displayed in the upper left-hand corner of the screen. Click the arrow to expand the list of departments you have access to within your facility. Service lines are now **bolded**, with departments listed specific to the service line. You can search by department by typing the name in the white tab (highlighted) shown below:





- Notification icons are now consolidated and listed after clicking on the bell icon. This will list your cumulative notification values. Select the bell icon to see the specific notifications for the Message Center, Needs List, Newly Registered Users, Shift Swap Center, and Vacation Requests.



- Managing your own profile is now found in the upper left-hand corner. You will find a circle with your initials displayed within. Click the circle to go to your profile.

